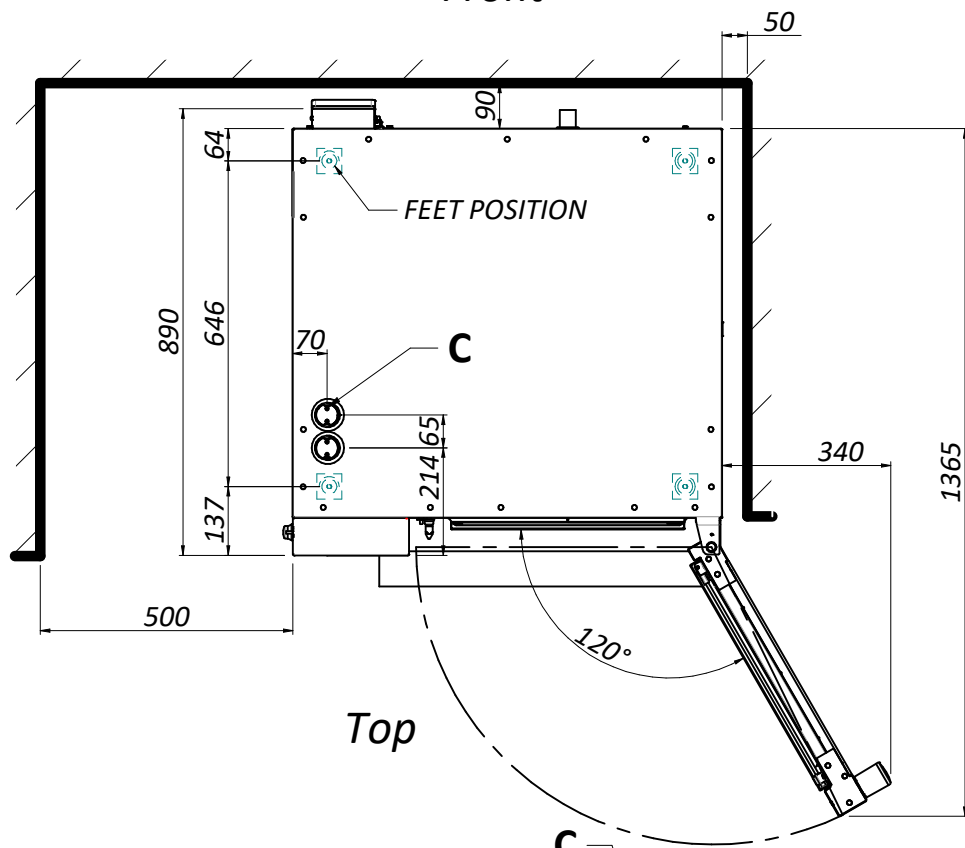
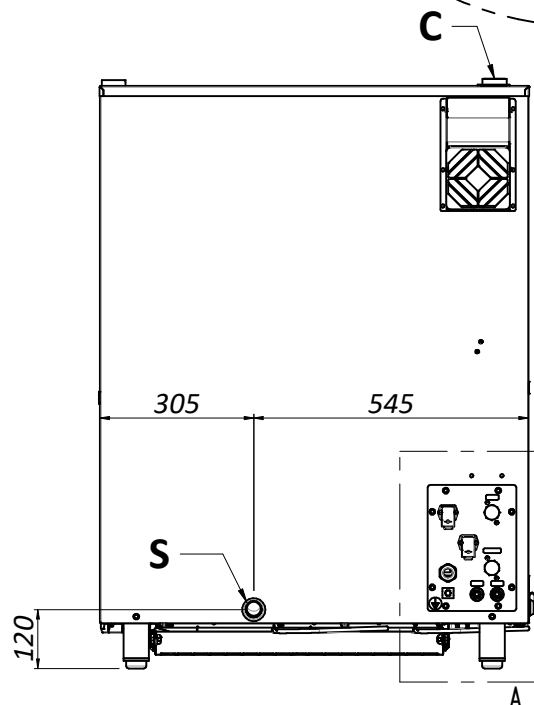


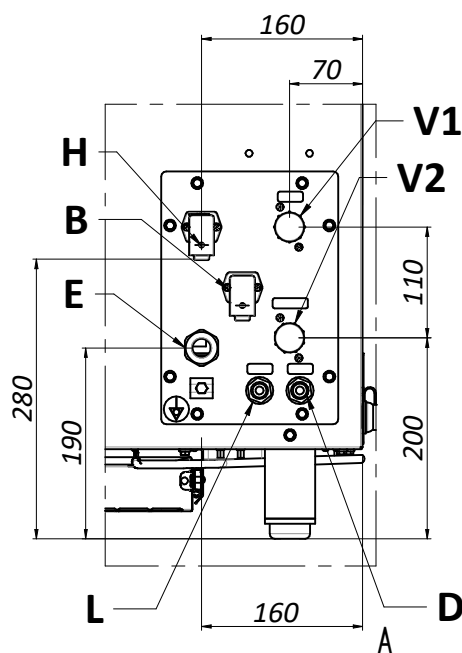
Front



Top



Back



- C: Steam outlet chimney / Air inlet chimney
- V1: Washing solenoid valve
- V2: Steam solenoid valve
- H: Hood connection
- E: Electric connection
- S: Drain water
- B: Detergent level connection
- L: Limescale entry
- D: Detergent entry

Dimensions and weight

Oven width: 850 mm
Oven depth: 890 mm
Oven height: 1170 mm
Net Weight full optional: 142 kg

Packaging width: 915 mm
Packaging depth: 1000 mm
Packaging height: 1330 mm
Weight with packaging full optional: 162 kg
Packaging volume: 1.21 m³

Installation

Minimum left side distance: 500 mm
Minimum right side distance: 50 mm
Minimum back distance: 50 mm
Min. distance from heat sources: 500 mm

Electrical connection

Supply: 380-415 V 3N 50/60 Hz
230 V 3P 50/60 Hz

Max power: 24 kW

Current: 40 A
70 A

Cable: 5x6mm²
H07RN-F

Water connection

Water wash connection V1: 3/4"
Steam water connection V2: 3/4" softened
Water pressure: 1.5-5 bar
Water hardness: 4° d
Minimum Condutance: 50 µS/cm
Exhaust size S: 32 mm

Capacity

Trays type: GN11
Number of trays: 11
Distance between trays: 70 mm

Max load: 45 kg
Max load single tray: 5 kg

IP rating: IPx4