

Evolution

undercounter

GLASSWASHERS



Evolution 402

Maidaid Evolution 402 Features

- **2 year warranty**
- Polychromatic LCD display and user interface giving uncomplicated machine status updates



- Four button control fascia with special programs button
- Quick release parallel wash & rinse arm design
- Surface scrap tray filters supplied as standard
- Triple wash tank filtration system
- Breaktank and drain pump as standard
- 3 standard cycle time options with an extensive range of special cycles
- Cycle times can be tailored to sites requirements
- Comprehensive automatic self-cleaning at end of service
- Selectable energy saving mode
- Selectable thermostop ensure optimum rinse temperatures
- Full double skinned minimising both acoustic output and reduced heat loss
- Patented dual flow wash pump with soft start – reducing power consumption whilst retaining wash efficiency
- Full door seal & door ajar facility
- Moulded wash tank for easy cleaning
- Moulded rack guide
- Accurate detergent and rinse aid peristaltic dosing pumps as standard
- Priming and dosing of chemicals enabled from fascia controls



Two 400 x 400mm open cup/glass racks supplied as standard – capable of holding 16 pint glasses.

Additional baskets can be purchased



Distributor:

KiD Catering Equipment, Oaktree Court Business Centre, Mill Lane, Ness, Cheshire, CH64 8TP
Tel: 0333 123 2450 sales@kidcateringequipment.com

Evolution

undercounter

GLASSWASHERS

Evolution 402



Technical Data

Dimensions (W x D x H)	mm	465 x 560 x 690 + Feet
Feet height	mm	5-15
Rack size	mm	400 x 400
Maximum useable height	mm	295
Door opening	mm	320
Theoretical productivity	Racks/h	40
Effective productivity	Racks/h	30*

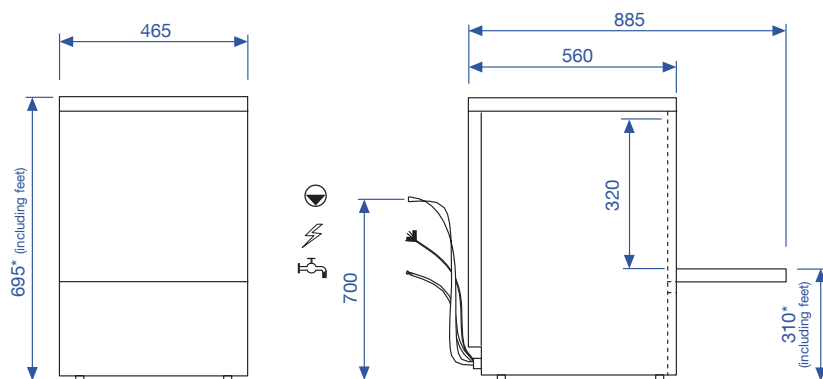
Wash tank element	kW	1.4
Boiler element	kW	2.6
Wash pump	kW	0.18
Tank capacity	L	8
Noise emission	dB	≤ 55

Packaging Specs

Gross weight	Kg	50
Cubic volume	m³	0.32
Dim. (W x D x H)	mm	560 x 660 x 870

*Allowing 30 seconds for reloading
Cycle times may vary depending on local conditions/services

Installation Diagram – All services must be within 1 meter






*Height-adjustable feet + 10mm

Power Supply

Installed power	AMP	kW
230V – 50Hz – 1N	13*	2.9

*Supplied with 13A moulded plug and lead

-  Pumped waste into upstand, maximum height 700mm
-  Power
-  Water supply 2 – 4 bar

Water Connection

Inlet water pressure	Bar	2 to 4
Flow rate L/Min	L/Min	6
Water inlet temp	°C	10 to 50
Water connection	BSP	¾"
Waste connection	Ø	Int 19/ext 24

Cycle Information

Number of standard cycles		3
Standard cycles times	Sec	90/120/150 – adjustable
Special cycle		ProCold, ProPlate & ProNew
Self-cleaning cycle		Yes
Water consumption per cycle	L	1.1
Wash temperature	°C	60 – adjustable
Rinse temperature	°C	65 – adjustable

Distributor:

KiD Catering Equipment, Oaktree Court Business Centre, Mill Lane, Ness, Cheshire, CH64 8TP
Tel: 0333 123 2450
sales@kidcateringequipment.com