

C Range

undercounter

GLASSWASHER



C402

Maidaid C402 Features

- **2 year warranty**
- Four button bright LED display with soft touch controls, twin traffic lights giving instant status updates & operational self-diagnostics



- Alarms menu with hi-level information retrieval
- Quick release parallel wash & rinse arm design
- Surface scrap trays as standard
- Three standard cycle time options with further options available
- Cycle times can be tailored to site requirements
- Automatic self-cleaning at end of service
- Selectable energy saving mode
- Selectable thermostop ensures optimum rinse temperatures
- Patented dual flow wash pump – reducing power consumption whilst retaining wash efficiency
- Moulded wash tank for easy cleaning
- Moulded rack guide giving partial double skin
- Accurate detergent and rinse aid dosing pumps as standard

Drain pump version available: **C402D**



Two 390 x 390mm open cup/glass racks supplied as standard – capable of holding 16 pint glasses.

Additional racks can be purchased



Distributor:

KiD Catering Equipment, Oaktree Court Business Centre, Mill Lane, Ness, Cheshire, CH64 8TP
Tel: 0333 123 2450
sales@kidcateringequipment.com

C Range undercounter GLASSWASHER

C402

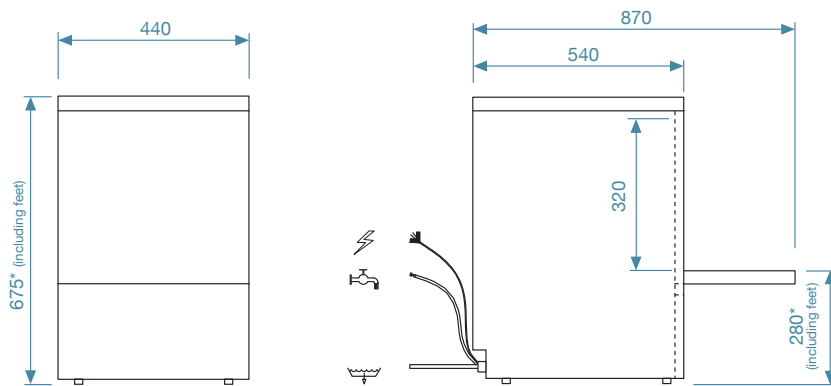


Technical Data

Dimensions (W x D x H)	mm	440 x 540 x 670	Wash tank element	kW	1.4
		+ Feet	Boiler element	kW	2.6
Feet height	mm	5-15	Wash pump	kW	0.18
Rack size	mm	390 x 390	Tank capacity	L	10
Maximum useable height	mm	300	Noise emission	dB	≤ 55
Door opening	mm	320	Packaging Specs		
Theoretical productivity	Racks/h	40	Gross weight	Kg	34
Effective productivity	Racks/h	30*	Cubic volume	m ³	0.25
			Dim. (W x D x H)	mm	520 x 630 x 830

*Allowing 30 seconds for reloading
Cycle times may vary depending on local conditions/services

Installation Diagram – All services must be within 1 meter






*Height-adjustable feet + 10mm

Power Supply

Installed power	AMP	kW
230V – 50Hz – 1N	13*	2.8

*Supplied with 13A moulded plug and lead

-  **Power**
-  **Water supply 2 – 4 bar**
-  **Gravity drain**

Water Connection

Inlet water pressure	Bar	2 to 4
Flow rate L/Min	L/Min	6
Water inlet temp	°C	10 to 50
Water connection	BSP	¾"
Waste connection	Ø	Int 16.8/ext 21.6

Cycle Information

Number of standard cycles		3
Standard cycles times	Sec	90/120/150 – adjustable
Special cycle		Plate
Self-cleaning cycle		Partial self clean
Water consumption per cycle	L	1.9
Wash temperature	°C	60 – adjustable
Rinse temperature	°C	65 – adjustable

Distributor:

KiD Catering Equipment, Oaktree Court Business Centre, Mill Lane, Ness, Cheshire, CH64 8TP
Tel: 0333 123 2450

sales@kidcateringequipment.com