

FilterFlow Automatic Water Boilers

Key Features

- Type: Electric
- Built-in filtration cartridge
- Electronic control system
- Adjustable temperature (70 – 96°C)
- Standby mode
- Advanced diagnostics
- LCD information panel
- Push button dispense
- Supplied with removable drip tray and water feed hose (1m)
- WRAS approved



Construction

- Body: stainless steel grade 430
- Internal tank: stainless steel grade 304
- Trim: Black ABS Plastic

Available Options



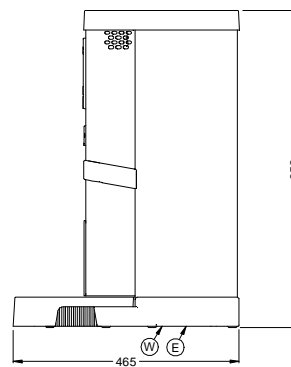

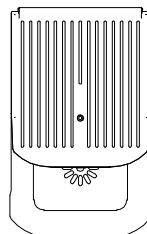
Available Accessories

- BR49 Wall mounting kit
- FC02 Replacement filter cartridge

Specifications

Model	EB3F/PB
External height (mm)	652
External width (mm)	290
External depth (mm)	465
Output per hour (litres)	31
Rapid Draw-off (litres)	9
Recovery per minute (litres)	0.52
Net weight (unpacked) kg	13
Gross weight (packed) kg	15
Shipping volume (m ³)	0.159
Water inlet connection	3/4" BSP male
Water inlet pressure (bar)	1 to 8
Total power rating (kW)	3
Standby power consumption (kW)	0.1
Electrical supply 1N~+E 230V 50-60Hz Current Rating (A)	13
Electrical supply 3N~+E 400V 50-60Hz Current Rating (A)	N/A

EB3F/PB



KiD Catering Equipment
Mill Lane, Ness,
Cheshire
CH64 8TP
Tel: 0333 123 2450
sale@kidcatering.com



Document ref:
FILTERFLOWPUSHBUTTON
Issue date: Mar-11