

BLUE SEAL

QSET60/2I603I and QSE60/2I6003

Technical information

Power Supply		Elettrico-Electric
Power	kW	4
Frequency	Hz	50-60
Voltage	V	230 1 ~
Supply cable Min. Cross Section	n° x mm ²	3 x 2,5
Cable type		H07 RN-F
Cooking surface	cm	60x35
Heating areas	n°	2
Heating surfaces	n°	1
Heat up time	min	0,3
Timer	min	0-99
Electr.supply height from ground/position		5,5 cm
Width	cm	60
Depth	cm	45
Height	cm	50
Packaging width	cm	68,0
Packaging depth	cm	56,0
Packaging height	cm	71,0
Net weight	kg	49,0000
Gross weight	kg	58,0000
Volume	m ³	0,2700
Maximum weight for stacking	kg	500
S.H. codes		84198180
Parcel rotation index		Orizzontale
Testing sequence		10004

Rapid Heat Rise & Fall Grill



POWER ▪ PERFORMANCE ▪ RELIABILITY



Supplied By: KiD Catering Equipment
Oaktree Court Business Centre
Mill Lane, Ness, Cheshire, CH64 8TP
Tel: 0333 123 2450
sales@kidcateringequipment.com

In line with our policy to continually develop and improve our products, Blue Seal Limited reserves the right to change specifications without notice



BLUE SEAL QSET60/QSE60


Rapid Heat/Rise & Fall Grills

Extremely versatile, Rapid Heat/Rise & Fall Grills are particularly suited to au gratin cooking, also lending themselves to authentic cooking, as well as keeping food warm. They can be installed in all sized kitchens, ranging from the small restaurant right through to the large kitchen, complementing cooking ranges of all sizes.

All Blue Seal Rapid Heat/Rise & Fall Grills are made from stainless steel. Thanks to their small rubber feet, they can rest against counters or they can be fixed to walls using specific stainless steel supports. To ensure safety, each model features air vents, outlets for heat and fumes.



Infrared heating elements, glassceramic sheet.



QSET60 - QSE60: GN1/1 cooking plate with the possibility to heat up only half of the surface.

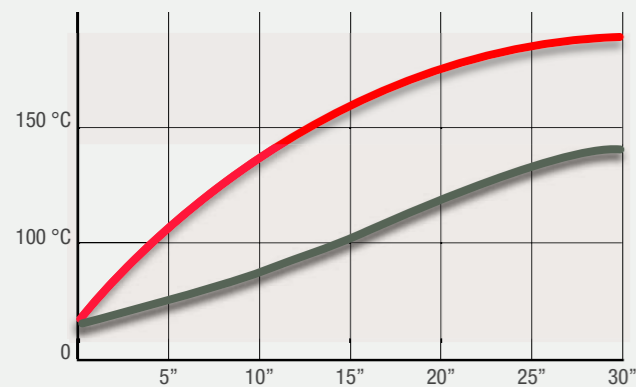
Control (QSET60/216031)



Ultra rapid heating time

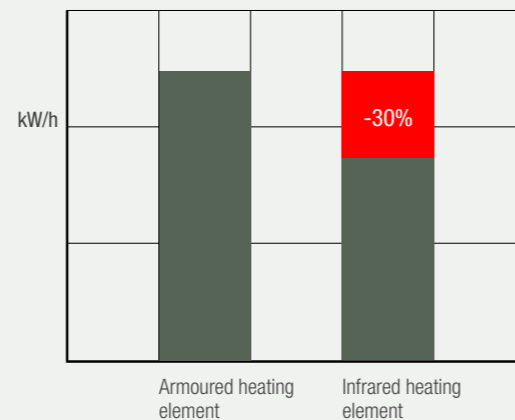
Comparison of temperature increase times on the cooking surface

- Rapid Heat/Rise & Fall Grill with armoured heating elements
- Ultra Rapid Heat/Rise & Fall Grill (-40%)



Energy saving

Comparison in terms of energy consumption for the same cooking performance between traditional Rapid Heat/Rise & Fall Grill and Ultra Rapid Heat/Rise & Fall Grill (-30%)



BLUE SEAL QSET60/216031

Specifications

- Made of stainless steel
- Very rapid heat up time in 20"
- Tungsten filament heating elements, secured under a glass-ceramic sheet
- Movable upper plate, sliding closer or further to the cooking food
- GN1/1 cooking surface
- **Plate detecting bar which switches on the Rapid Heat/Rise & Fall Grill as soon as the plate is placed in the appliance**
- Energy saving: no need to preheat the appliance which can remain switched off when not in use
- Possibility to heat up only half of the surface
- Removable stainless steel drip trays and chromium-plated steel grids, provided with a safety stop to avoid accidental fall
- Control panel with digital display of the set cooking time
- Possibility to hang the appliance on the wall by means of special brackets (optional: Extra cost)
- Soft-touch START and STOP push button
- Precision timer (up to 99 minutes). The set time is stored to simplify the repetition of similar cooking cycles

Security note: the Rapid Heat/Rise & Fall Grill must not be placed next to flammable surfaces and must always be operated with the drip pan inserted.



Plate detecting bar which switches on the Rapid Heat/Rise & Fall Grill as soon as the plate is placed in the appliance.

QSET60/216031 only.

BLUE SEAL QSE60/216003

Specifications

- Made of stainless steel
- Very rapid heat up time in 20"
- Tungsten filament heating elements, secured under a glass-ceramic sheet
- Movable upper plate, sliding closer or further to the cooking food
- GN1/1 cooking surface
- Energy saving: no need to preheat the appliance which can remain switched off when not in use
- Possibility to heat up only half of the surface
- Removable stainless steel drip trays and chromium-plated steel grids, provided with a safety stop to avoid accidental fall
- Control panel with digital display of the set cooking time
- Possibility to hang the appliance on the wall by means of special brackets (optional: Extra cost)
- Soft-touch START and STOP push button
- Precision timer (up to 99 minutes). The set time is stored to simplify the repetition of similar cooking cycles

Security note: the Rapid Heat/Rise & Fall Grill must not be placed next to flammable surfaces and must always be operated with the drip pan inserted.

